

Canvas Getting Started for Parents

The Canvas Learning Management System (LMS) is a digital classroom for teachers, students, and parents. Teachers are able to add content and communicate as well as collect assignments.

Obtain Pairing Code

- [From your child](#)
- From the teacher
 - When requesting make sure to use email contact that is listed in Infinite Campus.

Create an Account and Pair with Child

- Sign up at canvas.ccsd.net then use your student's pairing code so you can see your student's grades and assignments.
- When you're on the login screen to enter your information, the web address will be ccsd.instructure.com and if it gives you an error with your student's pairing code you will need to adjust that web address. Considering your child's level you would enter "es", "ms", or "hs" before the "ccsd" if you encounter an error.
 - So it reads escsd.instructure.com for elementary students
 - msccsd.instructure.com for middle school students
 - hscsd.instructure.com for junior/senior high school or high school students
- Canvas is working on improving this obviously annoying work flow for parents.

Download "Canvas Parent" App


- The app provides visibility into your child's education at a glance. Available for [iOS](#) and [Android devices](#).




Orientation

- Infographic: 5 Steps to Staying Connected <https://bit.ly/canvasparent5>
- Infographic: Ten Things to Know when Getting Started in Canvas. <https://bit.ly/canvasstudent10>
- Passport to Canvas: Self-paced course found from the Help button in the global navigation bar.

Canvas Getting Started for Parents



Calendar




Inbox

Little lost? Try here first!

[Search the Canvas Guides](#)

Find answers to common questions



Help

OTHER RESOURCES

[CCSD's Canvas Student Orientation](#)
Learn about being a student in Canvas!